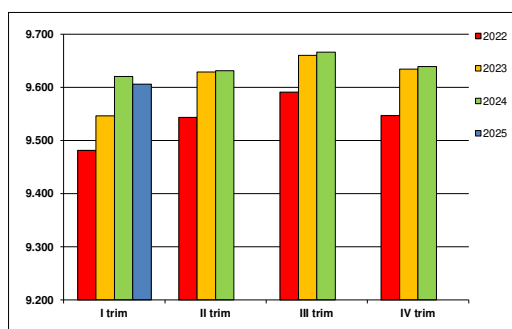
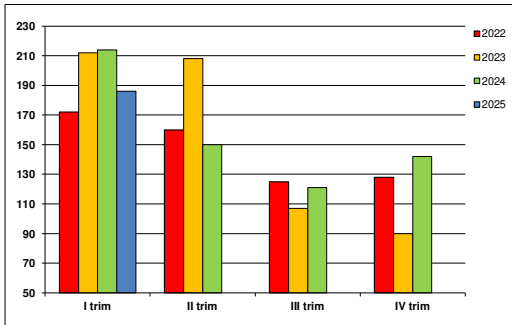


VALLE D'AOSTA: TREND TRIMESTRALE DELLE IMPRESE ATTIVE, ISCRITTE E CESSATE EXTRAGRICOLE

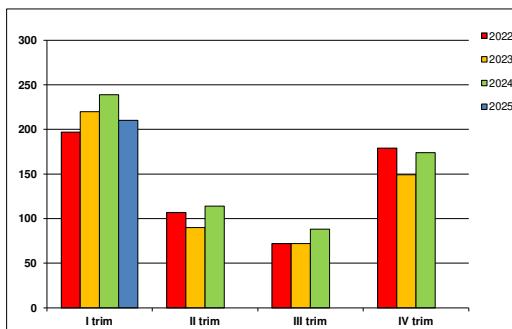
Attive extragricole								
	2018	2019	2020	2021	2022	2023	2024	2025
I trim	9.513	9.463	9.389	9.423	9.481	9.546	9.620	9.606
II trim	9.544	9.492	9.431	9.499	9.543	9.629	9.631	
III trim	9.571	9.547	9.424	9.553	9.591	9.660	9.666	
IV trim	9.499	9.497	9.406	9.510	9.547	9.634	9.639	



Iscritte								
	2018	2019	2020	2021	2022	2023	2024	2025
I trim	192	180	183	182	172	212	214	186
II trim	169	190	115	158	160	208	150	
III trim	137	137	117	99	125	107	121	
IV trim	148	139	137	134	128	90	142	



Cessate								
	2018	2019	2020	2021	2022	2023	2024	2025
I trim	330	289	311	185	197	220	239	210
II trim	112	107	63	90	107	90	114	
III trim	126	105	137	89	72	72	88	
IV trim	227	198	152	160	179	149	174	



Fonte: Movimprese